

mm.

	1100	1200	1400	1500	1600	1700	1800	1900	2000	2100
	622	675	773	823	873	924	973	1023	1073	1123
	729	787	904	962	1021	1080	1134	1193	1251	1090
	601	649	743	791	838	886	956	1012	1040	1310
<i>VALORI IN MILLIMETRI, VALUES IN MILLIMETERS, LES VALEURS EN MILLIMETRES</i>										



Legenda

Key

Légende

Zeichenerklärung

Leyenda

a: alzata

a: riser

a: Hauteur

a: Tritthöhe/Steigung

a: Contrahuella

P: pedata

P: step

P: giron

P: Trittfläche

P: huella

G: gradino

G: tread

G: Marche

G: Stufe

G: Peldano

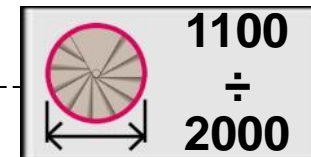
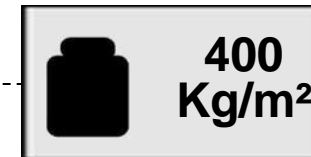
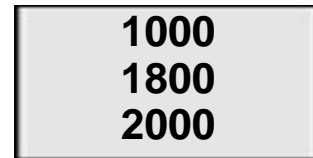
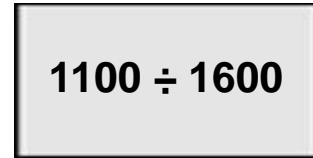
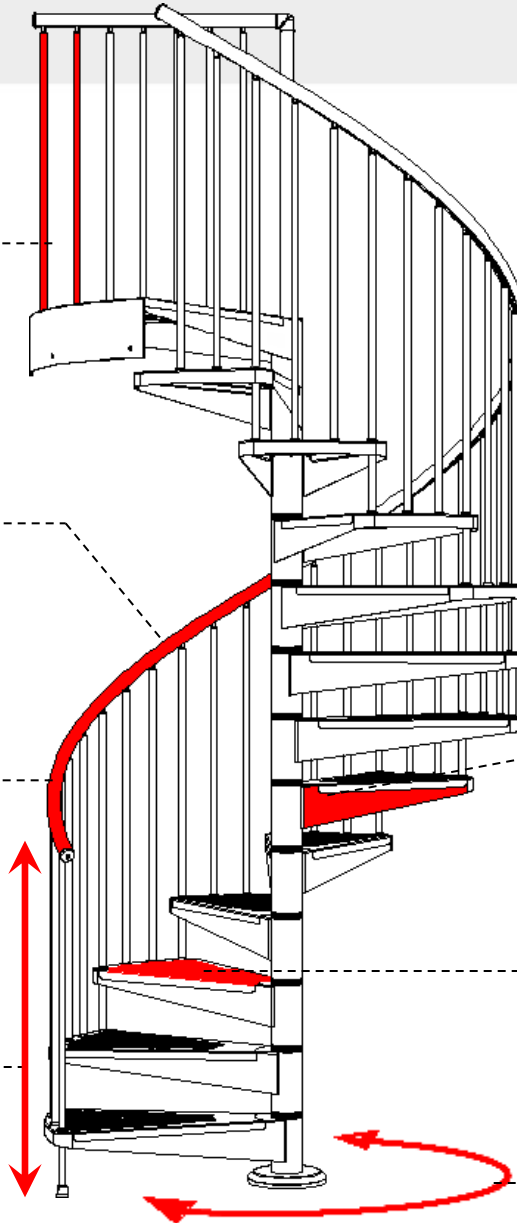
H: altezza

H: high

H: Hauteur

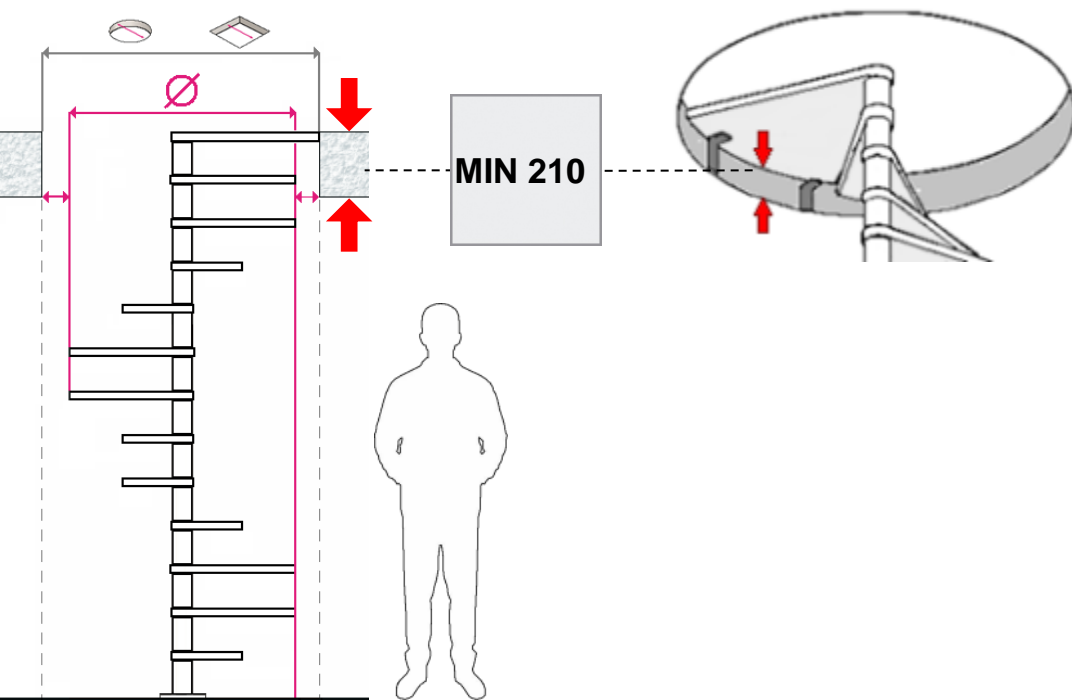
H: Hoehe

H: Altura



	1010 ÷ 1100	1110 ÷ 1200	1210 ÷ 1300	1310 ÷ 1400	1410 ÷ 1500	1510 ÷ 1600	1610 ÷ 1700	1710 ÷ 1800	1810 ÷ 1900	1910 ÷ 2000	2010 ÷ 2100
		1100	1200	1200	1400	1500	1600	1700	1800	1900	2000
<i>VALORI IN MILLIMETRI, VALUES IN MILLIMETERS, LES VALEURS EN MILLIMETRES</i>											

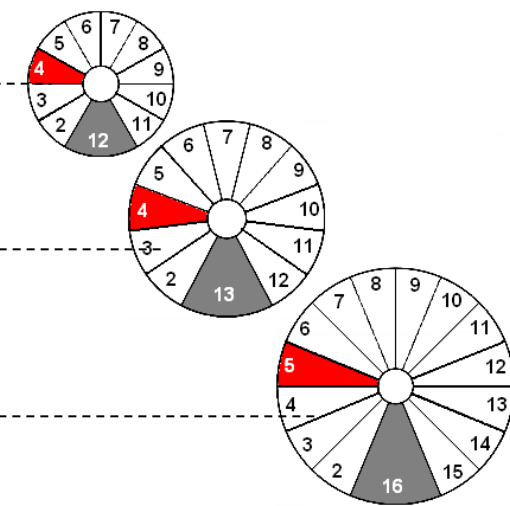
mm.

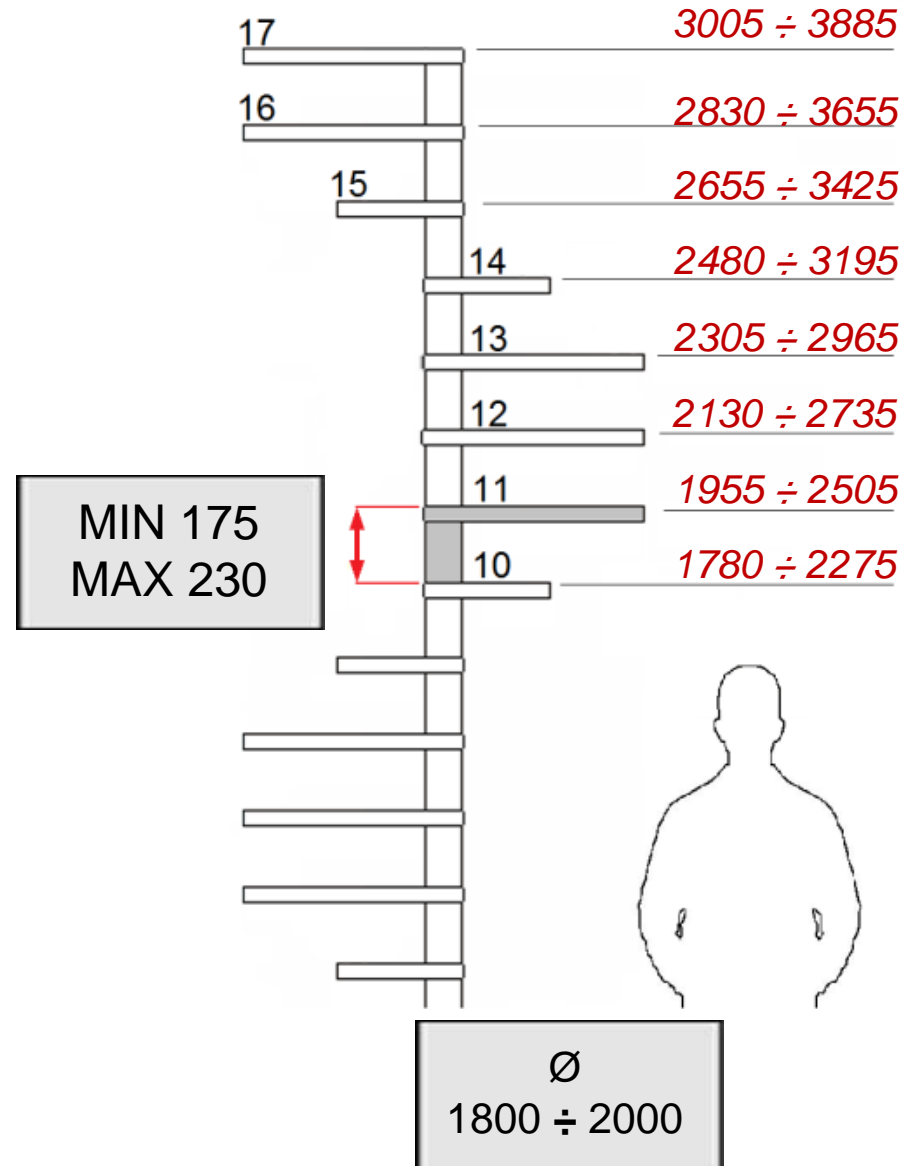
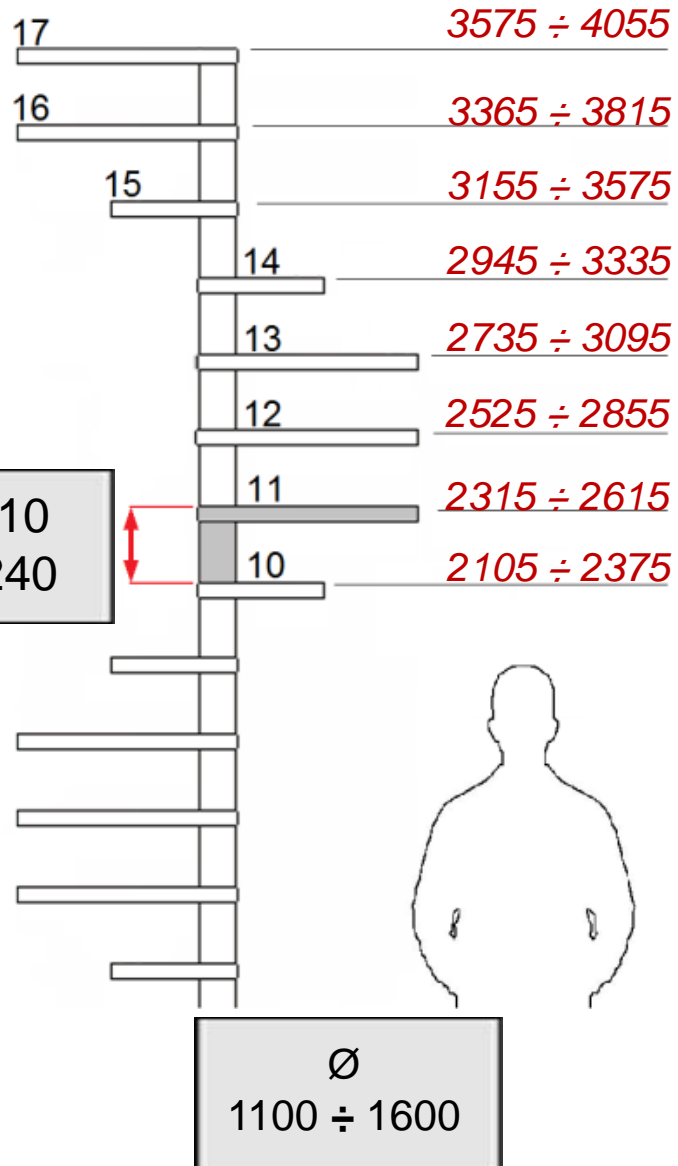


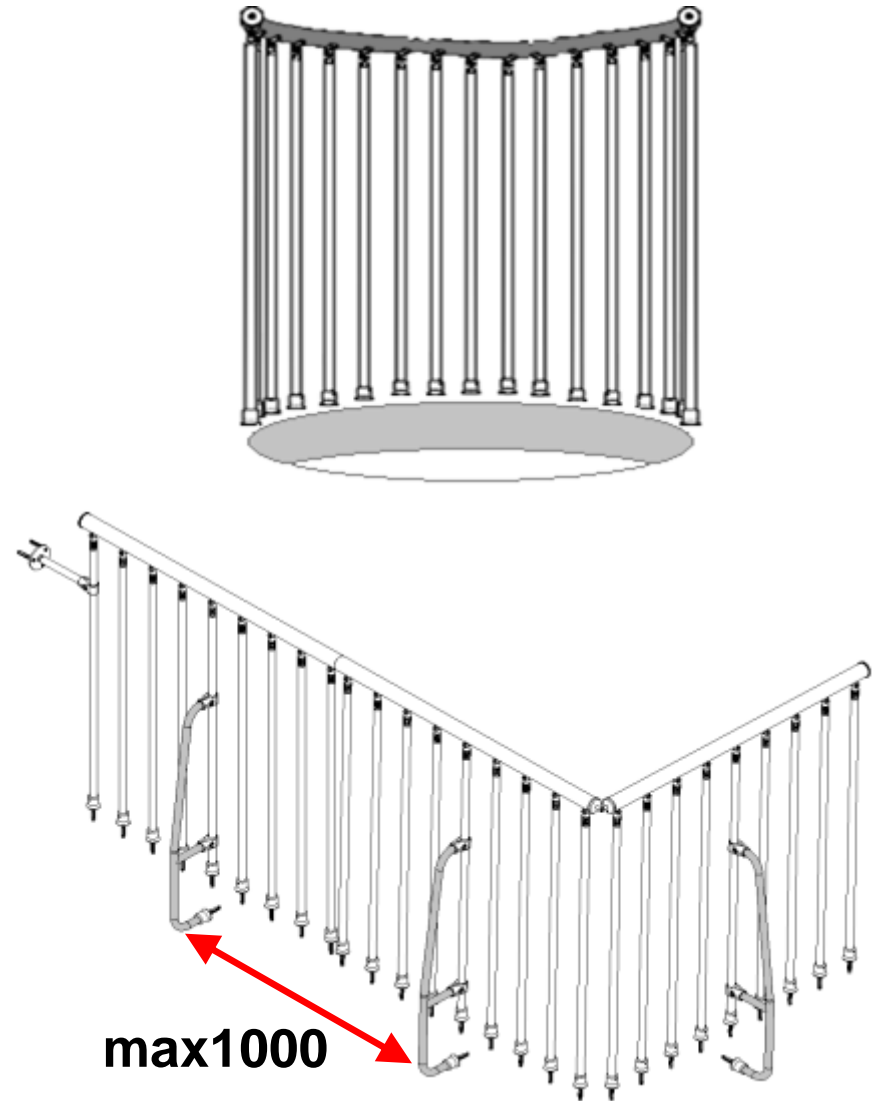
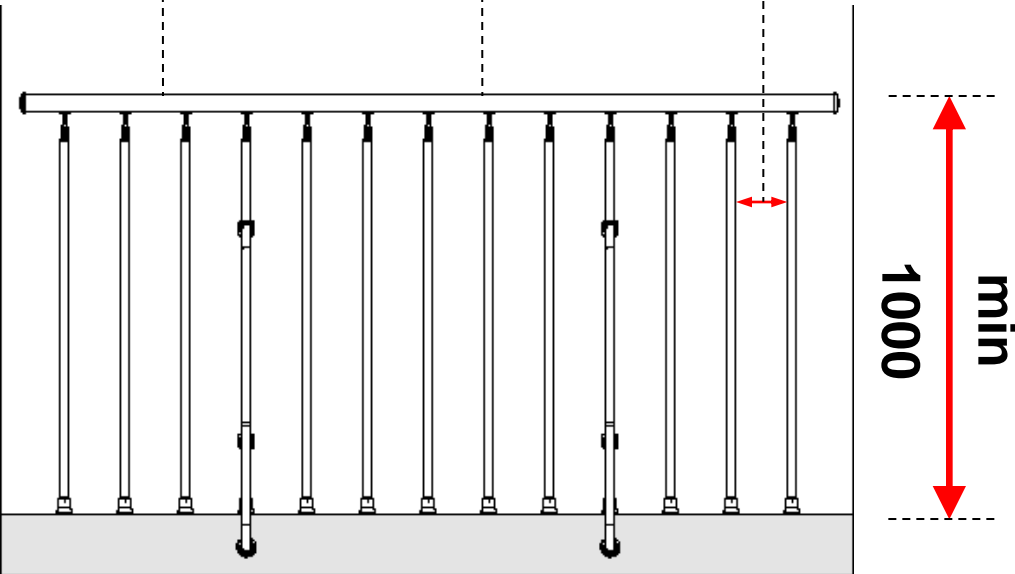
1100 ÷ 1300
30°

1400 ÷ 1800
27°

1900 ÷ 2000
22,5°







METAL COLORS

				
<p>RAL 9001 Bianco White Weiss Blanc Blanco</p>	<p>95 RG Raggrinzato Wrinkled black Schwarz runzlig Noir granité Negro arrugado</p>	<p>97 RG Grigio raggrinzato Wrinkled Grey Grau runzlig Gris granité Gris arrugado</p>	<p>RAL 9007 Grigio metallizzato Metal grey Aluminium Grau Gris aluminium Gris aluminio</p>	<p>RAL 5002 Blu Blue Blau Bleu Azul</p>
				
<p>RAL 3000 Rosso Red Rot Rouge Rojo</p>	<p>RAL 3005 Bordeaux Bordeaux Bordeaux Bordeaux Burdeous</p>	<p>RAL 7021 Grigio scuro Dark grey Dunkel Grau Gris foncé Gris oscuro</p>	<p>Cromo Lucido (solo per ringhiera) Chromium-plated (only for banister) Verchromt (nur für Geländer) Chromé (seulement pour Garde-Corps escalier) Cromado (solo por barandilla)</p>	